

Monitoring



Scenarios and behaviors

1. No list items selected:
 - Default task/s: Refresh; Select all.
2. One list item selected:
 - Associated task/s (append to default task/s): Disconnect; Send message; Monitor user.
3. User clicks "Select all" (multiple list items selected):
 - "Select all" task becomes disabled (only while all items are selected).
 - Associated task/s (append to default task/s): Disconnect; Send message.














Monitoring

User management

Data management

Advanced

Connected users

Refresh Select all Disconnect Send message Monitor user			
Name	Group	Connected at	Idle time
 <User name>	<Group name>	11:13 AM	0
 <User name>	<Group name>	11:13 AM	0
 <User name>	<Group name>	11:13 AM	0
 <User name>	<Group name>	11:13 AM	0
 <User name>	<Group name>	11:13 AM	0
 <User name>	<Group name>	11:13 AM	0
 <User name>	<Group name>	11:13 AM	0
 <User name>	<Group name>	11:13 AM	0
 <User name>	<Group name>	11:13 AM	0
 <User name>	<Group name>	11:13 AM	0
 <User name>	<Group name>	11:13 AM	0
 <User name>	<Group name>	11:13 AM	0
 <User name>	<Group name>	11:13 AM	0

Session monitoring – in new window

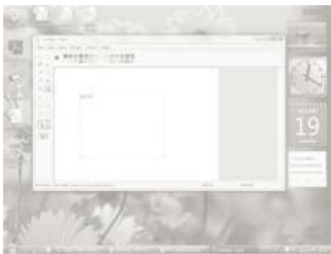


Scenarios and behaviors

- **Monitored users panel:**
 1. Includes Thumbnail and Tile view options.
 2. Has a “Remove” button to remove the currently selected user from the list of monitored users.

Monitored users

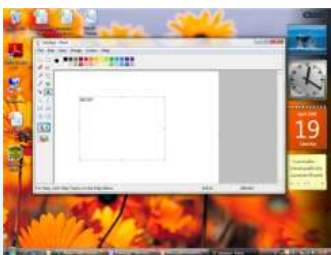
Views ▾



<User name>
Paint



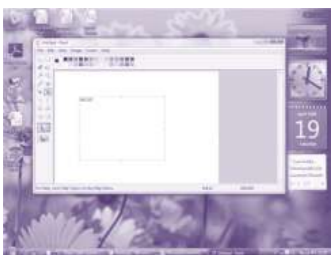
<User name>
Paint



<User name>
Paint



<User name>
Paint



<User name>
Paint



<User name>
Paint



<User name>
Paint

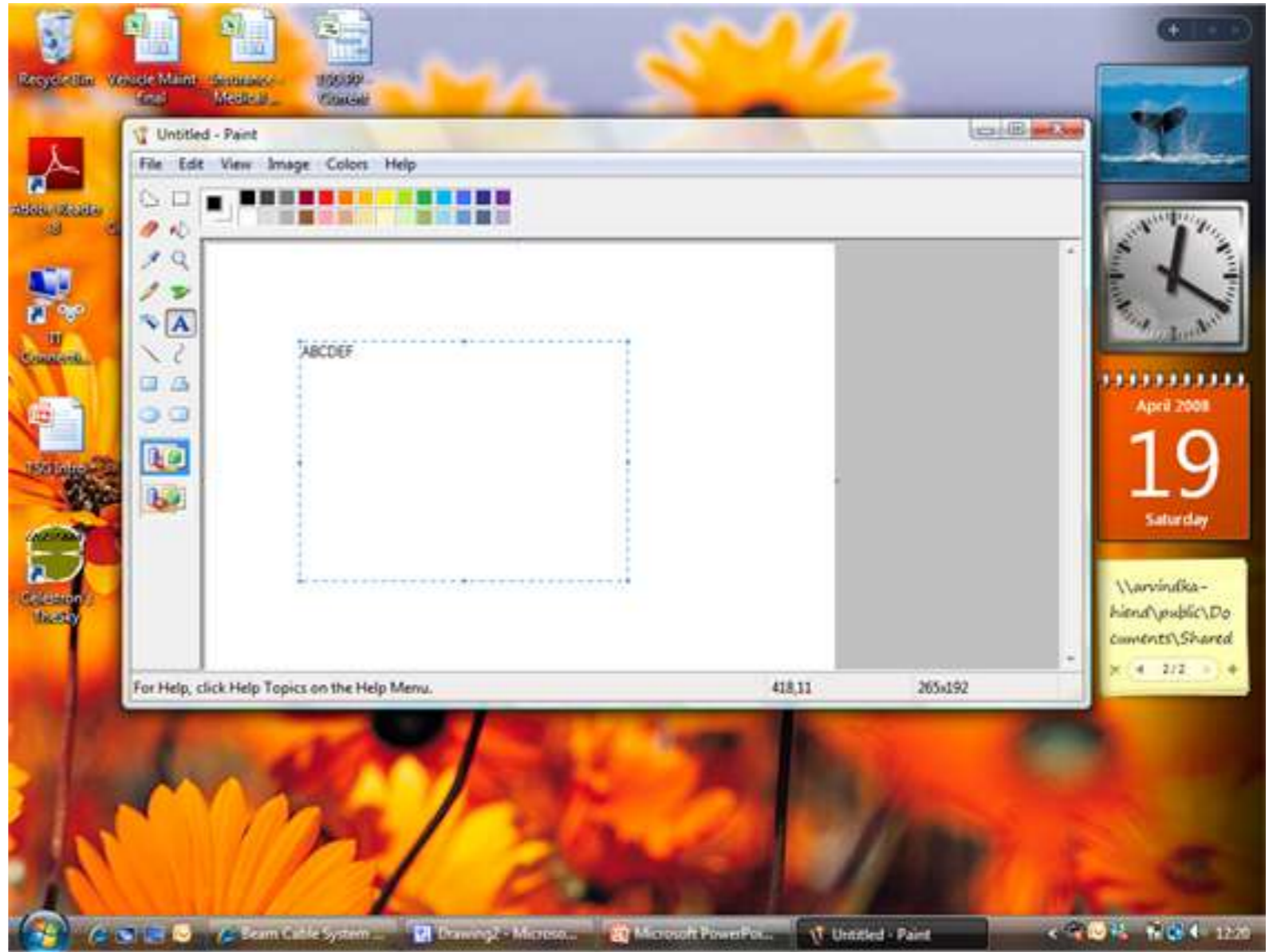


<User name>
Paint

Remove

<User name> - Paint

Take control | Full screen



Because this layout leaves some blank space here, it wouldn't hurt to utilize this area for additional information about the currently selected user, such as general properties, for example.

Previous

Next

Monitored users

Views ▾



<User name>
Paint



<User name>
Paint



<User name>
Paint



<User name>
Paint



<User name>
Paint



<User name>
Paint



<User name>
Paint



<User name>
Paint



<User name>
Paint



<User name>
Paint

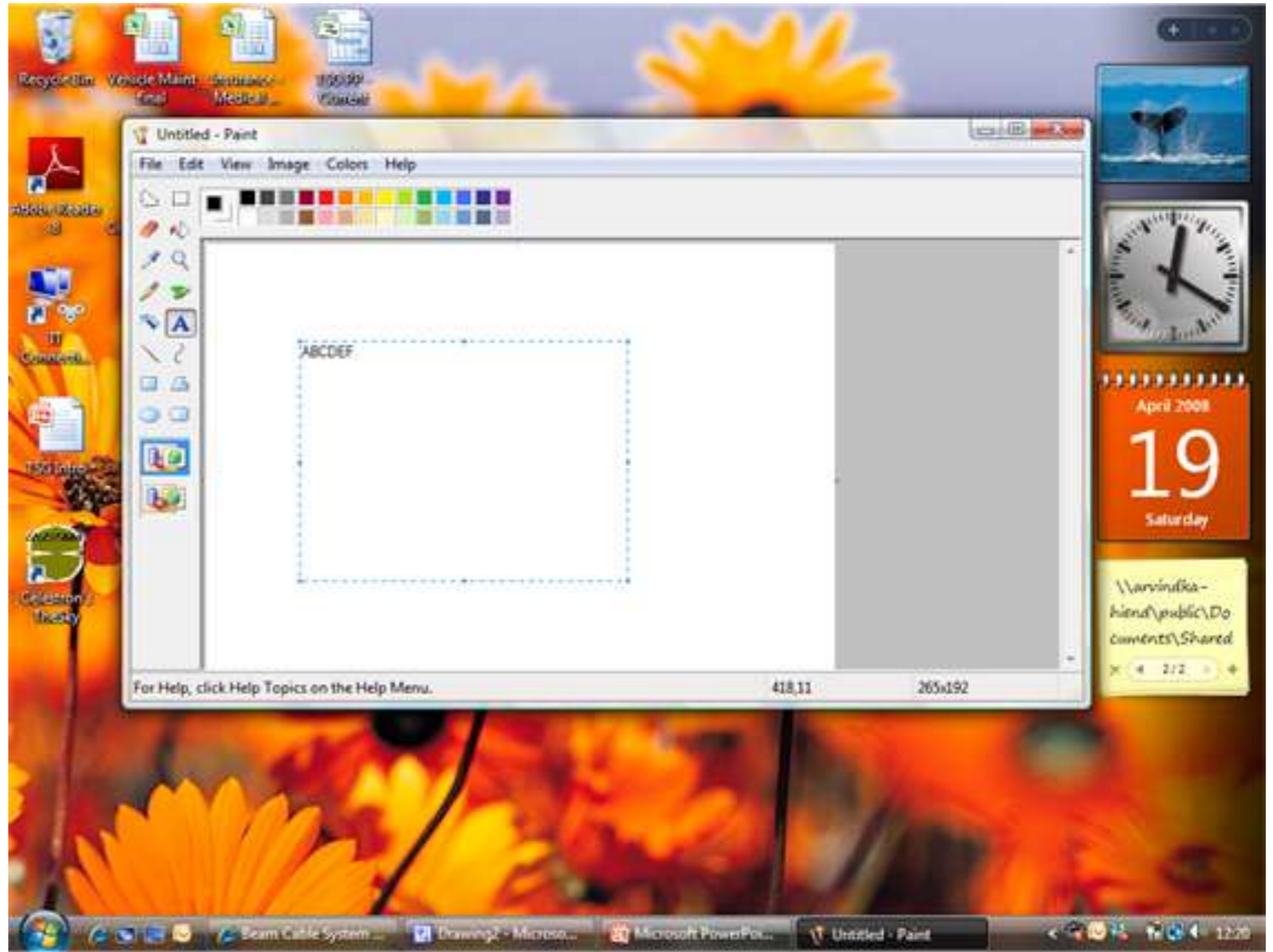


<User name>
Paint

Remove

<User name> - Paint

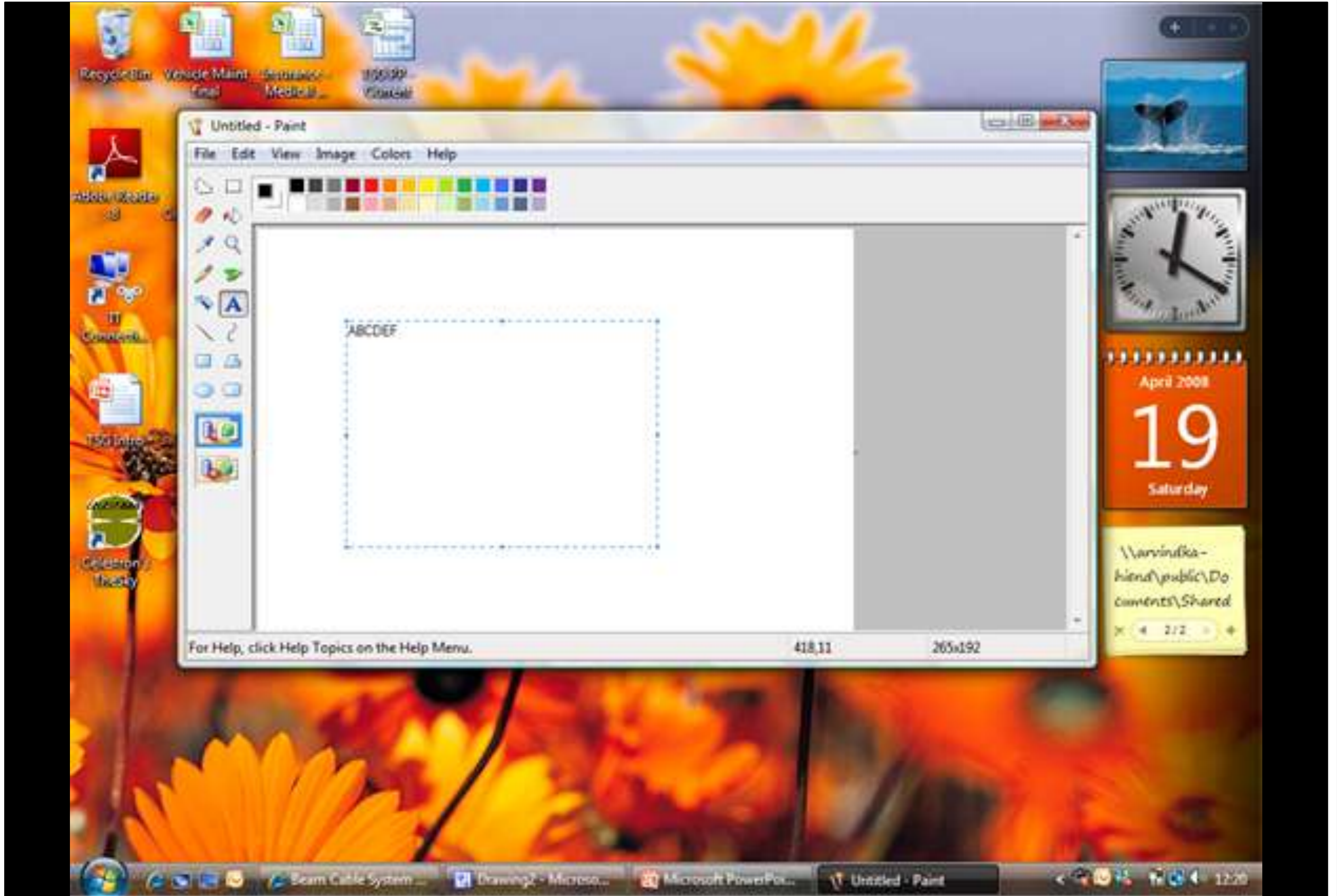
Take control | Full screen



Because this layout leaves some blank space here, it wouldn't hurt to utilize this area for additional information about the currently selected user, such as general properties, for example.

Previous

Next



User management





















Scenarios and behaviors

1. No list items selected:
 - Default task/s: Refresh; Add user; Add group.
2. One list item selected:
 - Associated task/s (append to default task/s): User properties; Delete user; Group properties; Delete group.
3. Multiple list items selected from one group:
 - Associated task/s (append to default task/s): Delete users; Group properties; Delete group.
4. Multiple list items selected from more than one group:
 - Associated task/s (append to default task/s): Delete users; Delete groups.

Configured users

Refresh Add user Add group User properties Delete user Group properties Delete group

 <Group name> 7 GB used 			
Name	Disk space allocated	Disk space used	Drive
 <User name>	20 MB	10 MB	(C:)
 <User name>	20 MB	10 MB	(C:)
 <User name>	20 MB	10 MB	(C:)
 <User name>	20 MB	10 MB	(C:)
 <User name>	20 MB	10 MB	(C:)
 <User name>	20 MB	10 MB	(C:)
 <User name>	20 MB	10 MB	(C:)
 <User name>	20 MB	10 MB	(C:)
 <Group name> 7 GB used 			
 <Group name> 7 GB used 			
 <Group name> 7 GB used 			
 <Group name> 7 GB used 			

User management – “Add user” dialogue

User management – “Add group” dialogue

Configured users

Refresh Add user Add group

<Group name>

Name

<User name>

<User name>

<User name>

<User name>

<User name>

20 MB

10 MB

<User name>

20 MB

10 MB

<User name>

20 MB

10 MB

<User name>

20 MB

10 MB

<Group name>

7 GB used

<Group name>

7 GB used

<Group name>

7 GB used

<Group name>

7 GB used

New group

Add a new group

Group name _____

Type a name for the group that you want to add.

Group name:

OK Cancel

7 GB used

Drive

(C:)
(C:)
(C:)
(C:)
(C:)
(C:)
(C:)
(C:)

7 GB used

7 GB used

7 GB used

7 GB used

User management – “User properties” dialogue

User management – “Group properties” dialogue

Monitoring **User management** Data m

Configured users

Refresh Add user Add group

<Group name>

Name

<User name>

<User name>

<User name>

<User name>

<User name>

<User name>

<User name>

<User name>

<Group name>

<Group name>

<Group name>

<Group name>

<Group name> Properties

Group name: <Group name>

Number of users: 37

Used disk space: 7 GB

Created: Friday, March 14, 2008, 10:24:54 AM

Modified: Friday, March 14, 2008, 10:24:54 AM

OK

Cancel

Apply

Drive

(C:)

(C:)

(C:)

(C:)

(C:)

(C:)

(C:)

(C:)

7 GB used

7 GB used

7 GB used

7 GB used

7 GB used

Data management




Scenarios and behaviors

1. No list items selected:
 - Default task/s: Refresh; Import user data.
2. One list item selected:
 - Associated task/s (append to default task/s): Back up data; Export data.
3. Multiple list items selected from one group:
 - Associated task/s (append to default task/s): Back up data; Export data.
4. Multiple list items selected from more than one group:
 - Associated task/s (append to default task/s): Back up data; Export data.

Monitoring User management **Data management** Advanced

Disk usage

Drive: <Drive name> v
(C:)



100 GB free of 300 GB

Scheduled data backup

Wednesday, November 20, 2008, at 00:00 AM

Recurrent: Yes

View/Edit Remove New

Backup device

External (G:)

Change

System restore

Enter descriptive or instructional information here.

Restore

Configured users

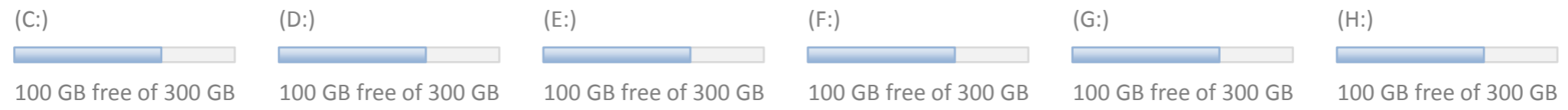
Refresh Import user data Back up data Export data

<Group name> 7 GB used ^			
Name	Disk space allocated	Disk space used	Drive
<User name>	20 MB	10 MB	(C:)
<User name>	20 MB	10 MB	(C:)
<User name>	20 MB	10 MB	(C:)
<User name>	20 MB	10 MB	(C:)
<User name>	20 MB	10 MB	(C:)
<User name>	20 MB	10 MB	(C:)
<Group name> 7 GB used v			
<Group name> 7 GB used v			

- Monitoring
- User management
- Data management**
- Advanced

- General**
- User data

Disk usage



Scheduled data backup

Wednesday, November 20, 2008, at 00:00 AM

Recurrent: Yes

-
-
-

Backup Device

External (G:)

-

Backup Device

Enter descriptive or instructional information here.


-

Data management – Schedule data backup

Disk usage

Drive: <Drive name> v

(C:)



100 GB free of 300 GB

Configured users

Refresh Import user data Back u

Name
<Group name>
<User name>
<User name>
<User name>
<User name>
<User name>
<User name>
<Group name>
<Group name>

Backup schedule

Schedule a backup

Time

Start: 12 00 AM PM

Recurrence

None No recurrences

Daily

Weekly

Monthly

Yearly

Recurrence range

Start: Wed 5/7/2008 v

No end date

End after: 10 occurrences

End by: Wed 5/7/2008 v

OK Cancel

ve or
formation here.

Restore

used ^

used ^


used v

7 GB used v

Disk usage

Drive: <Drive name> v

(C:)



100 GB free of 300 GB

Configured users

Refresh Import user data Back u

Name
<Group name>
<User name>
<User name>
<User name>
<User name>
<User name>
<User name>
<Group name>
<Group name>

Backup schedule

Schedule a backup

Time

Start: 12 00 AM PM

Recurrence

None Every 1 day(s) Daily Every day Weekly Monthly Yearly

Recurrence range

Start: Wed 5/7/2008 No end date End after: 10 occurrences End by: Wed 5/7/2008

OK Cancel

Microsoft TS Lite

ve or
formation here.

Restore

used ^

used ^


used v

7 GB used v

Disk usage

Drive: <Drive name> v

(C:)



100 GB free of 300 GB

Configured users

Refresh Import user data Back u

- <Group name>
- Name
- <User name>
- <User name>
- <User name>
- <User name>
- <User name>
- <User name>
- <Group name>
- <Group name>

Backup schedule

Schedule a backup

Time

Start: 12 00 AM PM

Recurrence

None

Daily

Weekly

Monthly

Yearly

Recur every 1 week(s) on:

Sunday Monday Tuesday

Wednesday Thursday Friday

Saturday

Recurrence range

Start: Wed 5/7/2008 v

No end date

End after: 10 occurrences

End by: Wed 5/7/2008 v

OK Cancel

Microsoft TS Lite

ve or
formation here.

Restore


used ^

used v

7 GB used v

Disk usage

Drive: <Drive name> v
(C:)



100 GB free of 300 GB

Configured users

Refresh Import user data Back u

- <Group name>
- Name
- <User name>
- <User name>
- <User name>
- <User name>
- <User name>
- <User name>
- <Group name>
- <Group name>

Backup schedule

Schedule a backup

Time

Start: 12 00 AM PM

Recurrence

- None
- Day 7 of every 1 month(s)
- The Second Wednesday of every 1 month(s)
- Daily
- Weekly
- Monthly
- Yearly

Recurrence range

Start: Wed 5/7/2008

- No end date
- End after: 10 occurrences
- End by: Wed 5/7/2008

OK Cancel

Microsoft TS Lite

ve or
formation here.

Restore

used ^


used v

7 GB used v

Disk usage

Drive: <Drive name> v

(C:)



100 GB free of 300 GB

Configured users

Refresh Import user data Back u

Name
<Group name>
<User name>
<User name>
<User name>
<User name>
<User name>
<User name>
<Group name>
<Group name>

Backup schedule

Schedule a backup

Time

Start: 12 00 AM PM

Recurrence

None

Every September 7

The Second Wednesday of September

Daily

Weekly

Monthly

Yearly

Recurrence range

Start: Wed 5/7/2008

No end date

End after: 10 occurrences

End by: Wed 5/7/2008

OK Cancel

Microsoft TS Lite

ve or
formation here.

Restore

used ^

used ^


used v

7 GB used v

Data management – Backup status and progress indicator

Disk usage

Drive: <Drive name> (C:)



100 GB free of 300 GB

Scheduled data backup

Wednesday, November 20, 2008, at 00:00 AM

Recurrent: Yes

Data backup

Backup device

External (G:)

System restore

Enter descriptive or instructional information here.


Restore

Configured users

Name	20 MB	10 MB	Drive
<User name>			(C:)
<User name>	20 MB	10 MB	(C:)
<User name>	20 MB	10 MB	(C:)
<User name>	20 MB	10 MB	(C:)
<User name>	20 MB	10 MB	(C:)
<User name>	20 MB	10 MB	(C:)
<Group name>			7 GB used
<Group name>			7 GB used

Backing up data


Please wait while the data is being backed up



Cancel

Disk usage

Drive: <Drive name> v
(C:)



100 GB free of 300 GB

Scheduled data backup

Wednesday, November 20, 2008, at 00:00 AM

Recurrent: Yes

Data backup

Backup device

External (G:)

System restore

Enter descriptive or instructional information here.

Restore

Data backup has completed successfully

Close

Configured users

Refresh Import user data Back u

				7 GB used
				Drive
[Group icon] <Group name>				
[User icon] <User name>				(C:)
[User icon] <User name>	20 MB	10 MB		(C:)
[User icon] <User name>	20 MB	10 MB		(C:)
[User icon] <User name>	20 MB	10 MB		(C:)
[User icon] <User name>	20 MB	10 MB		(C:)
[User icon] <User name>	20 MB	10 MB		(C:)
[Group icon] <Group name>				7 GB used
[Group icon] <Group name>				7 GB used